




CONN SWATER STREET

-  = Transfer from BCC to ESP for external seating area (195 sq. m)
-  = Transfer from ESP to BCC - part of C.S.Lewis Square (45 sq. m)
-  = Transfer from BCC to ESP for proposed hotel (17 sq. m)

Scale 1:500